

SUPERCAR CHALLENGE

SPA EURO RACE

RACE 2

Analysis

Personal Best Session Best B Crossing the finish line in pit lane


Lap	D	Time	Sector 1	Sector 2	Sector 3	Kph	Elapsed	Lap	D	Time	Sector 1	Sector 2	Sector 3	Kph	Elapsed
-----	---	------	----------	----------	----------	-----	---------	-----	---	------	----------	----------	----------	-----	---------

103							Volvo Reede Racing by DayTec	VOLVO S60 V8
1.							Henry ZUMBRINK	SGT
1	1	2:33.754	45.796	1:09.146	38.812	101.9	2:33.754	
2	1	2:28.788	42.200	1:08.579	38.009	105.3	5:02.542	
3	1	2:28.757	41.876	1:08.785	38.096	105.3	7:31.299	
4	1	2:30.657	42.442	1:09.990	38.225	104.0	10:01.956	
5	1	2:29.257	42.325	1:08.959	37.973	104.9	12:31.213	
6	1	2:28.505	41.625	1:08.760	38.120	105.5	14:59.718	
7	1	2:29.567	42.412	1:08.748	38.407	104.7	17:29.285	
8	1	2:31.762	42.979	1:09.505	39.278	103.2	20:01.047	
9	1	2:29.718	42.239	1:09.507	37.972	104.6	22:30.765	
10	1	2:37.440	43.537	1:09.956	43.947	99.5	25:08.205	
11	1	3:23.131	51.287	1:47.837	44.007	77.1	28:31.336	
12	1	2:54.368	50.727	1:16.960	46.681	89.8	31:25.704	
13	1	2:56.319	51.411	1:18.964	45.944	88.8	34:22.023	
14	1	2:33.910	45.877	1:09.547	38.486	101.7	36:55.933	
15	1	2:28.660	41.992	1:08.421	38.247	105.3	39:24.593	
16	1	2:32.140	42.014	1:10.785	39.341	102.9	41:56.733	
17	1	2:40.127	42.251	1:10.511	47.365	97.8	44:36.860	
18	1	3:00.926B	47.347	1:19.347	54.232	86.6	47:37.786	
19	1	7:54.666	4:45.419	1:42.735	1:26.512	32.9	55:32.452	
20	1	4:12.015	1:41.590	1:41.438	48.987	62.1	59:44.467	
21	1	3:09.171	54.571	1:27.300	47.300	82.8	1:02:53.638	
22	1	3:05.031	52.097	1:25.581	47.353	84.6	1:05:58.669	
23	1	3:03.288	51.277	1:25.219	46.792	85.5	1:09:01.957	
24	1	3:03.343	53.376	1:23.503	46.464	85.4	1:12:05.300	
25	1	3:00.202	49.857	1:23.715	46.630	86.9	1:15:05.502	
26	1	2:59.032	49.352	1:22.978	46.702	87.4	1:18:04.534	
27	1	2:58.831	49.588	1:23.414	45.829	87.6	1:21:03.365	
28	1	2:54.779	48.040	1:20.930	45.809	89.6	1:23:58.144	
29	1	2:59.838	48.852	1:23.428	47.558	87.1	1:26:57.982	
30	1	3:03.696	49.059	1:25.709	48.928	85.3	1:30:01.678	
31	1	3:00.662	50.589	1:23.897	46.176	86.7	1:33:02.340	

105							DayTec	LMP3
1.							Milan DONTJE	SGT
2.							Frits VAN EERD	
3.							Jan LAMMERS	
1	1	2:29.608	43.588	1:07.938	38.082	104.7	2:29.608	
2	1	2:23.770	41.819	1:05.173	36.778	108.9	4:53.378	
3	1	2:23.345	41.093	1:04.935	37.317	109.2	7:16.723	
4	1	2:23.547	41.961	1:04.710	36.876	109.1	9:40.270	
5	1	2:23.344	41.244	1:05.452	36.648	109.2	12:03.614	
6	1	2:24.887	40.805	1:06.389	37.693	108.1	14:28.501	
7	1	2:23.315	40.913	1:05.233	37.169	109.2	16:51.816	
8	1	2:23.240	41.098	1:05.161	36.981	109.3	19:15.056	
9	1	2:22.354	41.147	1:04.157	37.050	110.0	21:37.410	
10	1	2:22.880	41.405	1:04.191	37.284	109.6	24:00.290	
11	1	2:54.894	51.519	1:17.542	45.833	89.6	26:55.184	
12	1	2:58.255	51.976	1:18.848	47.431	87.8	29:53.439	
13	1	4:07.258	1:16.346	1:55.745	55.167	63.3	34:00.697	
14	1	2:22.474	41.228	1:04.220	37.026	109.9	36:23.171	
15	1	2:21.404	40.441	1:04.518	36.445	110.7	38:44.575	
16	1	2:21.122	40.520	1:04.286	36.316	111.0	41:05.697	
17	1	2:24.435	40.837	1:05.013	38.585	108.4	43:30.132	
18	1	2:43.420B	42.053	1:09.703	51.664	95.8	46:13.552	
19	1	6:12.175	3:47.475	1:22.397	1:02.303	42.0	52:25.727	
20	1	5:29.999	1:47.895	2:12.886	1:29.218	47.4	57:55.726	

153							Escuela Espanola de Pilotos	MOSLER MT900
1.							Kosta KANAROGLOU	SGT
2.							Oliver CAMPOS HULL	
1	1	2:39.667	50.853	1:10.157	38.657	98.1	2:39.667	
2	1	2:32.390	42.745	1:10.525	39.120	102.8	5:12.057	
3	1	2:32.651	42.336	1:11.069	39.246	102.6	7:44.708	
4	1	2:32.385	42.714	1:10.549	39.122	102.8	10:17.093	
5	1	2:28.037	42.439	1:07.322	38.276	105.8	12:45.130	
6	1	2:28.117	42.524	1:07.305	38.288	105.7	15:13.247	
7	1	2:28.669	42.652	1:07.223	38.794	105.3	17:41.916	
8	1	2:29.643	42.181	1:09.216	38.246	104.7	20:11.559	
9	1	2:28.020	42.260	1:07.776	37.984	105.8	22:39.579	
10	1	2:33.847	43.570	1:07.713	42.564	101.8	25:13.426	
11	1	3:19.090	47.351	1:47.834	43.905	78.6	28:32.516	
12	1	2:55.483	50.882	1:20.232	44.369	89.2	31:27.999	
13	1	2:55.091	51.232	1:18.578	45.281	89.4	34:23.090	
14	1	3:16.680B	52.751	1:21.140	1:02.789	79.6	37:39.770	
15	1	12:38.931B	9:10.414	1:59.135	1:29.382	20.6	50:18.701	

154							Escuela Espanola de Pilotos	MOSLER MT900
1.							Alberto DE MARTIN	SGT
2.							Ben CLUCAS	
1	1	2:32.718	45.376	1:09.179	38.163	102.5	2:32.718	
2	1	2:28.197	42.010	1:08.085	38.102	105.6	5:00.915	
3	1	2:26.588	41.682	1:07.299	37.607	106.8	7:27.503	
4	1	2:27.663	41.853	1:07.577	38.233	106.1	9:55.166	
5	1	2:27.913	42.304	1:07.729	37.880	105.9	12:23.079	
6	1	2:28.375	42.426	1:07.693	38.256	105.5	14:51.454	
7	1	2:29.058	42.555	1:08.180	38.323	105.1	17:20.512	
8	1	2:28.551	41.788	1:08.782	37.981	105.4	19:49.063	
9	1	2:28.528	42.229	1:08.123	38.176	105.5	22:17.591	
10	1	2:30.696	42.757	1:08.471	39.468	103.9	24:48.287	
11	1	3:35.673	58.551	1:53.730	43.392	72.6	28:23.960	
12	1	2:58.132	51.837	1:19.064	47.231	87.9	31:22.092	
13	1	2:56.334	50.858	1:19.949	45.527	88.8	34:18.426	
14	1	2:27.782	42.348	1:07.313	38.121	106.0	36:46.208	
15	1	2:28.313	42.283	1:08.157	37.873	105.6	39:14.521	
16	1	2:28.087	41.876	1:08.021	38.190	105.8	41:42.608	
17	1	2:33.717	41.967	1:08.120	43.630	101.9	44:16.325	
18	1	2:56.864B	45.061	1:17.334	54.469	88.6	47:13.189	
19	1	6:50.127	4:09.582	1:37.624	1:02.921	38.2	54:03.316	
20	1	4:46.855	1:28.013	2:05.357	1:13.485	54.6	58:50.171	
21	1	3:15.523	54.867	1:30.762	49.894	80.1	1:02:05.694	
22	1	3:15.089	53.555	1:31.489	50.045	80.2	1:05:20.783	
23	1	3:13.204	53.740	1:30.611	48.853	81.0	1:08:33.987	
24	1	3:08.830	52.844	1:28.044	47.942	82.9	1:11:42.817	



SUPERCAR CHALLENGE
SPA EURO RACE
RACE 2


Analysis

Lap	D	Time	Sector 1	Sector 2	Sector 3	Kph	Elapsed	Lap	D	Time	Sector 1	Sector 2	Sector 3	Kph	Elapsed
3	1	2:25.819	41.065	1:07.552	37.202	107.4	7:24.307	3	1	2:34.235	43.155	1:11.290	39.790	101.5	7:50.008
4	1	2:27.581	40.966	1:09.120	37.495	106.1	9:51.888	4	1	2:33.204	42.984	1:10.727	39.493	102.2	10:23.212
5	1	2:27.334	41.021	1:08.411	37.902	106.3	12:19.222	5	1	2:33.643	42.767	1:11.606	39.270	101.9	12:56.855
6	1	2:27.129	41.402	1:07.732	37.995	106.5	14:46.351	6	1	2:33.738	43.142	1:10.999	39.597	101.9	15:30.593
7	1	2:29.346	40.963	1:09.406	38.977	104.8	17:15.697	7	1	2:33.552	42.807	1:11.337	39.408	102.0	18:04.145
8	1	2:29.598	42.698	1:08.847	38.053	104.7	19:45.295	8	1	2:34.971	42.717	1:11.904	40.350	101.0	20:39.116
9	1	2:35.158	40.440	1:17.607	37.111	100.9	22:20.453	9	1	2:34.656	43.103	1:11.813	39.740	101.2	23:13.772
10	1	2:34.744	44.258	1:07.810	42.676	101.2	24:55.197	10	1	2:48.282	44.324	1:18.964	44.994	93.0	26:02.054
11	1	3:30.641	56.265	1:51.785	42.591	74.3	28:25.838	11	1	2:54.246	51.714	1:17.728	44.804	89.9	28:56.300
12	1	2:57.590	52.372	1:18.248	46.970	88.2	31:23.428	12	1	2:51.587	50.114	1:17.514	43.959	91.2	31:47.887
13	1	2:56.541	51.422	1:19.644	45.475	88.7	34:19.969	13	1	2:49.938	50.131	1:16.594	43.213	92.2	34:37.825
14	1	2:29.640	42.528	1:08.225	38.887	104.7	36:49.609	14	1	2:41.935	44.603	1:13.877	43.455	96.7	37:19.760
15	1	2:29.932	41.037	1:10.647	38.248	104.5	39:19.541	15	1	2:35.004	43.231	1:11.982	39.791	101.0	39:54.764
16	1	2:27.493	41.186	1:08.998	37.309	106.2	41:47.034	16	1	2:38.559	43.522	1:13.308	41.729	98.7	42:33.323
17	1	2:32.899	40.831	1:08.658	43.410	102.4	44:19.933	17	1	2:49.189	43.919	1:17.657	47.613	92.5	45:22.512
18	1	2:54.594	47.629	1:19.548	47.417	89.7	47:14.527	18	1	3:15.212 B	52.445	1:27.440	55.327	80.2	48:37.724
19	1	3:20.100 B	51.746	1:27.570	1:00.784	78.2	50:34.627	19	1	8:52.820	5:10.667	2:11.562	1:30.591	29.3	57:30.544

190 Monlau Competition							RENAULT RS01 GT3	
1.Jurgen SMET							SGT	
2.Jose Manuel PEREZ ALCART								
1	1	2:23.693	41.862	1:05.926	35.905	109.0	2:23.693	
2	1	2:21.788	40.542	1:05.314	35.932	110.4	4:45.481	
3	1	2:22.109	40.228	1:05.527	36.354	110.2	7:07.590	
4	1	2:21.685	40.189	1:05.807	35.689	110.6	9:29.275	
5	1	2:22.868	40.057	1:05.730	37.081	109.6	11:52.143	
6	1	2:26.139	41.851	1:06.352	37.936	107.1	14:18.282	
7	1	2:23.999	40.012	1:07.469	36.518	108.8	16:42.281	
8	1	2:24.376	42.086	1:06.441	35.849	108.4	19:06.657	
9	1	2:23.654	39.750	1:06.976	36.928	109.0	21:30.311	
10	1	2:23.151	39.802	1:07.322	36.027	109.4	23:53.462	
11	1	2:56.721	49.310	1:19.789	47.622	88.6	26:50.183	
12	1	3:02.042	54.419	1:20.340	47.283	86.0	29:52.225	
13	1	4:06.807	1:15.655	1:56.213	54.939	63.5	33:59.032	
14	1	2:23.210	40.618	1:06.144	36.448	109.4	36:22.242	
15	1	2:21.321	39.845	1:05.798	35.678	110.8	38:43.563	
16	1	2:21.323	39.689	1:05.846	35.788	110.8	41:04.886	
17	1	2:24.037	40.224	1:06.240	37.573	108.8	43:28.923	
18	1	2:41.992 B	41.551	1:10.886	49.555	96.7	46:10.915	
19	1	6:38.672	4:26.061	1:23.337	49.274	39.2	52:49.587	
20	1	5:16.276	1:35.897	2:08.334	1:32.045	49.5	58:05.863	
21	1	3:09.497	57.876	1:26.189	45.432	82.7	1:01:15.360	
22	1	2:57.528	48.515	1:23.337	45.676	88.2	1:04:12.888	
23	1	2:54.395	48.065	1:22.170	44.160	89.8	1:07:07.283	
24	1	2:53.260	46.943	1:22.404	43.913	90.4	1:10:00.543	
25	1	2:50.540	46.850	1:20.271	43.419	91.8	1:12:51.083	
26	1	2:53.846	47.563	1:21.717	44.566	90.0	1:15:44.929	
27	1	2:56.027	50.220	1:22.654	43.153	88.9	1:18:40.956	
28	1	2:52.281	46.165	1:20.828	45.288	90.9	1:21:33.237	
29	1	3:09.753	46.768	1:38.862	44.123	82.5	1:24:42.990	
30	1	2:52.831	46.924	1:20.714	45.193	90.6	1:27:35.821	
31	1	2:51.934	46.874	1:20.331	44.729	91.1	1:30:27.755	
32	1	2:53.481	47.652	1:21.327	44.502	90.2	1:33:21.236	

304 Van Berlo Racing							Porsche 997 GT3	
1.Marcel VAN BERLO							GTB	
1	1	2:41.870	48.997	1:13.305	39.568	96.8	2:41.870	
2	1	2:33.903	43.306	1:11.357	39.240	101.7	5:15.773	

307 DVB Racing							Porsche 991 CUP	
1.Nicolas VAN DIERENDONCK							GTB	
2.Manu VAN DE RYSE								
1	1	2:38.329	46.724	1:11.259	40.346	98.9	2:38.329	
2	1	2:32.727	42.982	1:10.458	39.287	102.5	5:11.056	
3	1	2:33.226	42.865	1:11.018	39.343	102.2	7:44.282	
4	1	2:33.466	42.869	1:10.672	39.925	102.0	10:17.748	
5	1	2:33.448	43.107	1:11.436	38.905	102.0	12:51.196	
6	1	2:31.756	42.602	1:10.284	38.870	103.2	15:22.952	
7	1	2:36.371	45.638	1:11.560	39.173	100.1	17:59.323	
8	1	2:31.729	42.642	1:10.430	38.657	103.2	20:31.052	
9	1	2:33.211	42.414	1:10.216	40.581	102.2	23:04.263	
10	1	2:41.755	43.667	1:13.011	45.077	96.8	25:46.018	
11	1	2:57.059	48.628	1:24.676	43.755	88.4	28:43.077	
12	1	2:51.753	49.328	1:17.279	45.146	91.2	31:34.830	
13	1	2:53.798	49.694	1:19.427	44.677	90.1	34:28.628	
14	1	2:38.776	43.933	1:15.313	39.530	98.6	37:07.404	
15	1	2:32.315	42.246	1:10.823	39.246	102.8	39:39.719	
16	1	2:33.298	43.088	1:11.397	38.813	102.2	42:13.017	
17	1	3:07.896 B	42.416	1:15.175	1:10.305	83.3	45:20.913	
18	1	6:39.349	4:26.189	1:24.134	49.026	39.2	52:00.262	
19	1	5:27.270	1:43.722	2:13.185	1:30.363	47.8	57:27.532	
20	1	3:18.178	1:10.502	1:22.194	45.482	79.0	1:00:45.710	
21	1	2:58.179	49.608	1:22.533	46.038	87.9	1:03:43.889	
22	1	3:00.486	49.713	1:23.888	46.885	86.8	1:06:44.375	
23	1	2:59.242	49.450	1:23.096	46.696	87.4	1:09:43.617	
24	1	3:00.168	50.661	1:23.144	46.363	86.9	1:12:43.785	
25	1	2:58.798	49.236	1:22.203	47.359	87.6	1:15:42.583	



SUPERCAR CHALLENGE

SPA EURO RACE

RACE 2

Analysis

■ Personal Best
 ■ Session Best
 ■ Crossing the finish line in pit lane


Lap	D	Time	Sector 1	Sector 2	Sector 3	Kph	Elapsed	Lap	D	Time	Sector 1	Sector 2	Sector 3	Kph	Elapsed
26	1	3:04.343	51.964	1:23.661	48.718	85.0	1:18:46.926	10	1	2:43.798	43.051	1:15.913	44.834	95.6	25:45.215
27	1	2:55.909	48.716	1:21.849	45.344	89.0	1:21:42.835	11	1	2:57.605	48.879	1:24.685	44.041	88.2	28:42.820
28	1	2:56.953	49.543	1:21.679	45.731	88.5	1:24:39.788	12	1	2:51.652	49.124	1:17.352	45.176	91.2	31:34.472
29	1	2:56.328	48.204	1:21.946	46.178	88.8	1:27:36.116	13	1	2:53.833	49.594	1:19.585	44.654	90.0	34:28.305
30	1	2:56.428	49.453	1:21.754	45.221	88.7	1:30:32.544	14	1	2:39.403	44.474	1:15.450	39.479	98.3	37:07.708
31	1	2:55.221	48.320	1:21.729	45.172	89.4	1:33:27.765	15	1	2:32.623	43.048	1:10.622	38.953	102.6	39:40.331

309	Topper Team		Porsche 997 GT3 GTB												
	1. Dirk SCHULZ														
	2. Jan-Marc SCHULZ														
	Lap	D	Time	Sector 1	Sector 2	Sector 3	Kph	Elapsed							
1	1	3:14.995 B	57.863	1:25.378	51.754	80.3	3:14.995								
2	1	3:59.339	1:58.350	1:17.056	43.933	65.4	7:14.334								
3	1	3:07.279 B	49.519	1:25.327	52.433	83.6	10:21.613								

311	JR Motorsport		BMW M4 SILHOUETTE GTB												
	1. Ward SLUYS														
	2. Chris MATTHEUS														
	Lap	D	Time	Sector 1	Sector 2	Sector 3	Kph	Elapsed							
1	1	3:07.981	1:04.565	1:18.993	44.423	83.3	3:07.981								
2	1	2:47.370	48.104	1:16.896	42.370	93.5	5:55.351								
3	1	2:44.701	46.405	1:15.998	42.298	95.1	8:40.052								
4	1	2:44.587	46.137	1:16.363	42.087	95.1	11:24.639								
5	1	2:42.841	45.888	1:15.274	41.679	96.1	14:07.480								
6	1	2:42.793	46.043	1:14.910	41.840	96.2	16:50.273								
7	1	2:43.057	46.275	1:15.225	41.557	96.0	19:33.330								
8	1	2:43.500	45.905	1:15.266	42.329	95.8	22:16.830								
9	1	2:50.638	50.741	1:15.610	44.287	91.8	25:07.468								
10	1	3:23.649	51.557	1:48.018	44.074	76.9	28:31.117								
11	1	2:54.323	50.546	1:17.012	46.765	89.8	31:25.440								
12	1	2:56.402	51.247	1:18.975	46.180	88.7	34:21.842								
13	1	2:50.174	49.417	1:18.578	42.179	92.0	37:12.016								
14	1	2:41.311	46.208	1:14.268	40.835	97.1	39:53.327								
15	1	2:42.226	45.726	1:14.199	42.301	96.5	42:35.553								
16	1	2:56.972	46.674	1:18.576	51.722	88.5	45:32.525								
17	1	3:22.841	57.151	1:32.404	53.286	77.2	48:55.366								
18	1	3:41.632 B	58.420	1:32.671	1:10.541	70.7	52:36.998								
19	1	7:36.557	5:04.944	1:40.713	50.900	34.2	1:00:13.555								
20	1	3:22.187	1:00.089	1:30.285	51.813	77.4	1:03:35.742								
21	1	3:18.107	56.498	1:28.541	53.068	79.1	1:06:53.849								
22	1	3:19.271	59.596	1:28.863	50.812	78.6	1:10:13.120								
23	1	3:14.165	54.855	1:29.756	49.554	80.7	1:13:27.285								
24	1	3:13.503	54.154	1:29.187	50.162	80.9	1:16:40.788								
25	1	3:15.193	55.099	1:29.076	51.018	80.2	1:19:55.981								
26	1	3:17.024	55.023	1:31.316	50.685	79.5	1:23:13.005								
27	1	3:14.649	55.239	1:29.740	49.670	80.4	1:26:27.654								
28	1	3:12.511	53.543	1:29.359	49.609	81.3	1:29:40.165								
29	1	3:15.040	54.356	1:30.431	50.253	80.3	1:32:55.205								

322	Cor Euser Racing		Marcos Mantis GTB												
	1. Cor EUSER														
	2. Dennis ALLEMAN														
	Lap	D	Time	Sector 1	Sector 2	Sector 3	Kph	Elapsed							
1	1	2:39.339	48.826	1:11.503	39.010	98.3	2:39.339								
2	1	2:32.508	42.627	1:10.808	39.073	102.7	5:11.847								
3	1	2:33.091	42.208	1:11.128	39.755	102.3	7:44.938								
4	1	2:33.035	42.574	1:11.119	39.342	102.4	10:17.973								
5	1	2:32.463	42.738	1:10.636	39.089	102.7	12:50.436								
6	1	2:31.835	42.770	1:10.170	38.895	103.2	15:22.271								
7	1	2:32.329	42.471	1:10.375	39.483	102.8	17:54.600								
8	1	2:33.163	42.492	1:11.683	38.988	102.2	20:27.763								
9	1	2:33.654	42.508	1:11.098	40.048	101.9	23:01.417								

324	AKF Motorsport		RENAULT MEGANE TROPHY GTB												
	1. Oliver FREYMUTH														
	Lap	D	Time	Sector 1	Sector 2	Sector 3	Kph	Elapsed							
	1	1	2:45.666	50.602	1:13.736	41.328	94.5	2:45.666							
2	1	2:37.431	45.151	1:11.976	40.304	99.5	5:23.097								
3	1	2:36.800	44.536	1:11.251	41.013	99.9	7:59.897								
4	1	2:35.568	44.507	1:11.168	39.893	100.7	10:35.465								
5	1	2:36.174	44.441	1:11.600	40.133	100.2	13:11.639								
6	1	2:35.718	44.509	1:11.073	40.136	100.5	15:47.357								
7	1	2:35.922	44.476	1:11.425	40.021	100.4	18:23.279								
8	1	2:36.447	44.935	1:11.339	40.173	100.1	20:59.726								
9	1	2:36.833	44.861	1:11.666	40.306	99.9	23:36.559								
10	1	2:44.769	45.516	1:16.645	42.608	95.0	26:21.328								
11	1	2:49.916	48.404	1:13.616	47.896	92.2	29:11.244								
12	1	2:52.385	49.022	1:19.027	44.336	90.9	32:03.629								
13	1	2:49.650	48.978	1:18.429	42.243	92.3	34:53.279								
14	1	2:37.145	44.871	1:11.733	40.541	99.7	37:30.424								
15	1	2:37.231	44.422	1:12.279	40.530	99.6	40:07.655								
16	1	2:37.563	44.731	1:11.522	41.310	99.4	42:45.218								
17	1	2:58.936 B	44.278	1:16.708	57.950	87.5	45:44.154								
18	1	6:55.004 B	4:14.717	1:31.627	1:08.660	37.7	52:39.158								
19	1	5:55.544	2:26.221	2:03.066	1:26.257	44.0	58:34.702								
20	1	3:10.361	55.185	1:27.868	47.308	82.3	1:01:45.063								
21	1	3:05.941	53.619	1:26.513	45.809	84.2	1:04:51.004								
22	1	3:01.905	51.003	1:25.730	45.172	86.1	1:07:52.909								
23	1	2:58.746	50.765	1:23.014	44.967	87.6	1:10:51.655								
24	1	2:57.368	49.218	1:23.315	44.835	88.3	1:13:49.023								
25	1	2:56.935	49.203	1:22.780	44.952	88.5	1:16:45.958								
26	1	2:57.702	49.418	1:21.569	46.715	88.1	1:19:43.660								
27	1	2:57.886	50.569	1:22.203	45.114	88.0	1:22:41.546								
28	1	2:57.279	49.754	1:22.348	45.177	88.3	1:25:38.825								
29	1	2:59.271	50.326	1:23.099	45.846	87.3	1:28:38.096								
30	1	2:55.589	49.110	1:21.789	44.690	89.2	1:31:33.685								
31	1	2:59.046	49.544	1:24.040	45.462	87.4	1:34:32.731								




SUPERCAR CHALLENGE

SPA EURO RACE

RACE 2

Analysis

							■ Personal Best ■ Session Best ■ Crossing the finish line in pit lane								
Lap	D	Time	Sector 1	Sector 2	Sector 3	Kph	Elapsed	Lap	D	Time	Sector 1	Sector 2	Sector 3	Kph	Elapsed
325 SDW Shipping by JR Motorsport 1.Koen BOGAERTS 2.Mark VAN DER AA BMW M4 SILHOUETTE GTB							15	1	2:44.871	44.438	1:15.895	44.538	95.0	42:06.775	
16	1	2:51.471	44.938	1:18.462	48.071	91.3	44:58.246								
17	1	3:13.684 B	51.070	1:26.376	56.238	80.9	48:11.930								
18	1	9:17.665	5:35.313	2:11.904	1:30.448	28.0	57:29.595								
19	1	3:25.902	1:12.656	1:25.921	47.325	76.1	1:00:55.497								
20	1	3:16.449	54.318	1:31.186	50.945	79.7	1:04:11.946								
21	1	3:11.957	53.827	1:28.937	49.193	81.6	1:07:23.903								
22	1	3:10.391	54.814	1:27.445	48.132	82.2	1:10:34.294								
23	1	3:04.681	50.992	1:27.027	46.662	84.8	1:13:38.975								
24	1	3:01.353	50.379	1:23.680	47.294	86.3	1:16:40.328								
25	1	3:03.663	50.490	1:25.158	48.015	85.3	1:19:43.991								
26	1	3:02.577	52.558	1:24.172	45.847	85.8	1:22:46.568								
27	1	3:04.524	51.426	1:26.367	46.731	84.8	1:25:51.092								
28	1	3:02.165	50.452	1:25.274	46.439	85.9	1:28:53.257								
29	1	2:58.241	49.900	1:23.059	45.282	87.9	1:31:51.498								
30	1	2:56.339	48.260	1:23.067	45.012	88.8	1:34:47.837								
408 JR Motorsport 1.Ted VAN VLIET 2.Bas SCHOUTEN BMW E92 M3 SPS							1	1	2:57.951				88.0	2:57.951	
2	1	2:44.864	47.012			95.0	5:42.815								
3	1	2:44.805				95.0	8:27.620								
4	1	2:43.742	46.877	1:14.621	42.244	95.6	11:11.362								
5	1	2:43.589	46.650	1:14.842	42.097	95.7	13:54.951								
6	1	2:45.018	46.419	1:16.388	42.211	94.9	16:39.969								
7	1	2:44.151	47.597	1:14.758	41.796	95.4	19:24.120								
8	1	2:43.165	46.334	1:15.143	41.688	96.0	22:07.285								
9	1	2:47.438	47.964	1:15.206	44.268	93.5	24:54.723								
10	1	3:30.502	54.089	1:52.540	43.873	74.4	28:25.225								
11	1	2:57.273	51.383	1:19.201	46.689	88.3	31:22.498								
12	1	2:57.296	51.183	1:19.955	46.158	88.3	34:19.794								
13	1	3:01.990 B	48.890	1:21.566	51.534	86.0	37:21.784								
14	1	6:09.694	4:13.299	1:13.075	43.320	42.3	43:31.478								
15	1	2:53.497	46.587	1:18.093	48.817	90.2	46:24.975								
16	1	9:06.632	50.754	1:26.686	6:49.192	28.6	55:31.607								
17	1	4:08.885			45.837	62.9	59:40.492								
18	1	2:56.127	50.592			88.9	1:02:36.619								
19	1	2:55.269	50.560			89.4	1:05:31.888								
20	1	2:55.334	49.606			89.3	1:08:27.222								
21	1	2:53.700	49.742	1:19.871	44.087	90.2	1:11:20.922								
22	1	2:52.950	49.367	1:19.407	44.176	90.5	1:14:13.872								
23	1	2:51.890	48.878	1:19.059	43.953	91.1	1:17:05.762								
24	1	2:52.708	48.615	1:19.033	45.060	90.7	1:19:58.470								
25	1	2:52.277	49.093	1:19.450	43.734	90.9	1:22:50.747								
26	1	2:52.636	49.026	1:19.864	43.746	90.7	1:25:43.383								
27	1	2:51.719	48.066	1:19.861	43.792	91.2	1:28:35.102								
28	1	2:52.152	48.335	1:20.436	43.381	91.0	1:31:27.254								
29	1	2:52.509	48.576	1:19.057	44.876	90.8	1:34:19.763								
326 JJ Racing 1.Jos JANSEN PORSCHE 997 CUP GTB							1	1	2:44.469	49.720	1:13.919	40.830	95.2	2:44.469	
2	1	2:37.181	44.317	1:12.493	40.371	99.6	5:21.650								
3	1	2:39.981	43.740	1:12.230	44.011	97.9	8:01.631								
369 ABW Racing 1.Aart BOSMAN PORSCHE 997 GT3 GTB							1	1	2:50.059	53.134	1:15.306	41.619	92.1	2:50.059	
2	1	2:41.709	46.001	1:14.062	41.646	96.8	5:31.768								
3	1	2:37.616	45.143	1:12.989	39.484	99.4	8:09.384								
4	1	2:37.087	45.349	1:11.752	39.986	99.7	10:46.471								
5	1	2:35.820	44.205	1:12.106	39.509	100.5	13:22.291								
6	1	2:35.287	43.823	1:11.553	39.911	100.9	15:57.578								
7	1	2:36.227	43.602	1:12.884	39.741	100.2	18:33.805								
8	1	2:43.126	49.722	1:13.103	40.301	96.0	21:16.931								
9	1	2:37.535	44.320	1:13.172	40.043	99.4	23:54.466								
10	1	2:56.232	48.937	1:19.701	47.594	88.9	26:50.698								
11	1	3:02.051	54.427	1:20.344	47.280	86.0	29:52.749								
12	1	4:07.251	1:16.059	1:55.974	55.218	63.3	34:00.000								
13	1	2:39.362	44.826	1:13.268	41.268	98.3	36:39.362								
14	1	2:42.542	46.980	1:14.049	41.513	96.3	39:21.904								
412 VGL Racing 1.Danny WAGTMANS 2.Maik BARTEN SAKER RAPX SPS							1	1	2:48.216	53.452	1:13.827	40.937	93.1	2:48.216	
2	1	2:41.710	46.365	1:13.936	41.409	96.8	5:29.926								
3	1	2:38.554	45.260	1:12.239	41.055	98.7	8:08.480								
4	1	2:41.776	47.405	1:13.039	41.332	96.8	10:50.256								
5	1	2:39.756	45.189	1:12.669	41.898	98.0	13:30.012								
6	1	2:38.394	45.357	1:12.299	40.738	98.9	16:08.406								




SUPERCAR CHALLENGE SPA EURO RACE RACE 2

Analysis

Lap	D	Time	Sector 1	Sector 2	Sector 3	Kph	Elapsed	Lap	D	Time	Sector 1	Sector 2	Sector 3	Kph	Elapsed
7	1	2:38.153	45.241	1:12.070	40.842	99.0	18:46.559	<div style="display: flex; justify-content: space-between; align-items: flex-start;"> <div style="border: 1px solid black; padding: 5px;"> 417 Delahaye Racing Team 1. Pierre ETIENNE BORDET 2. Alexandre VIRON </div> <div style="text-align: right;"> PORSCHE CAYMAN GT4 CS SPS </div> </div>							
8	1	2:37.257	45.204	1:11.615	40.438	99.6	21:23.816	1	1	2:57.340	57.457	1:17.613	42.270	88.3	2:57.340
9	1	2:38.298	45.281	1:11.972	41.045	98.9	24:02.114	2	1	2:44.921	46.711	1:16.198	42.012	95.0	5:42.261
10	1	2:56.219	51.651	1:19.684	44.884	88.9	26:58.333	3	1	2:44.828	46.665	1:16.412	41.751	95.0	8:27.089
11	1	2:59.545	52.855	1:19.139	47.551	87.2	29:57.878	4	1	2:43.344	46.659	1:14.717	41.968	95.9	11:10.433
12	1	4:07.202	1:14.294	1:55.032	57.876	63.3	34:05.080	5	1	2:43.762	46.553	1:15.473	41.736	95.6	13:54.195
13	1	2:38.323	45.693	1:11.819	40.811	98.9	36:43.403	6	1	2:44.988	46.633	1:16.586	41.769	94.9	16:39.183
14	1	2:38.778	45.316	1:12.224	41.238	98.6	39:22.181	7	1	2:44.134	46.412	1:15.625	42.097	95.4	19:23.317
15	1	2:47.872 B	45.491	1:12.888	49.493	93.3	42:10.053	8	1	2:45.730	46.809	1:16.770	42.151	94.5	22:09.047
16	1	6:36.073	4:15.761	1:30.517	49.795	39.5	48:46.126	9	1	2:47.887	48.021	1:17.456	42.410	93.3	24:56.934
17	1	3:06.561	51.837	1:24.887	49.837	84.0	51:52.687	10	1	3:32.230	56.254	1:52.153	43.823	73.8	28:29.164
18	1	4:32.582	1:03.099	2:00.279	1:29.204	57.4	56:25.269	11	1	2:55.005	49.535	1:18.743	46.727	89.5	31:24.169
19	1	3:56.842	1:42.783	1:26.478	47.581	66.1	1:00:22.111	12	1	2:56.592	51.596	1:19.131	45.865	88.7	34:20.761
20	1	3:06.867	53.895	1:25.624	47.348	83.8	1:03:28.978	13	1	2:46.335	47.536	1:16.893	41.906	94.1	37:07.096
21	1	3:05.723	52.589	1:25.565	47.569	84.3	1:06:34.701	14	1	2:44.996	47.189	1:15.718	42.089	94.9	39:52.092
22	1	3:03.634	52.393	1:24.938	46.303	85.3	1:09:38.335	15	1	2:45.808	46.417	1:17.218	42.173	94.5	42:37.900
23	1	3:00.398	51.171	1:22.789	46.438	86.8	1:12:38.733	16	1	3:15.817 B	48.242	1:23.449	1:04.126	80.0	45:53.717
24	1	3:02.510	51.959	1:23.169	47.382	85.8	1:15:41.243	17	2	6:42.358	4:12.692	1:29.349	1:00.317	38.9	52:36.075
25	1	2:58.886	50.597	1:22.535	45.754	87.6	1:18:40.129	18	2	5:28.540	1:45.833	2:10.787	1:31.920	47.6	58:04.615
26	1	2:59.704	51.420	1:22.334	45.950	87.1	1:21:39.833	19	2	3:21.924	58.912	1:33.867	49.145	77.6	1:01:26.539
27	1	2:59.087	50.680	1:22.567	45.840	87.4	1:24:38.920	20	2	3:12.930	54.970	1:29.106	48.854	81.2	1:04:39.469
28	1	3:02.439	50.889	1:23.857	47.693	85.8	1:27:41.359	21	2	3:06.049	52.006	1:26.616	47.427	84.1	1:07:45.518
29	1	2:58.174	50.434	1:22.453	45.287	87.9	1:30:39.533	22	2	3:02.825	50.781	1:25.288	46.756	85.6	1:10:48.343
30	1	2:55.941	49.628	1:21.688	44.625	89.0	1:33:35.474	23	2	3:04.019	51.006	1:26.101	46.912	85.1	1:13:52.362
<div style="display: flex; justify-content: space-between; align-items: flex-start;"> <div style="border: 1px solid black; padding: 5px;"> 416 JR Motorsport 1. Joris SCHOUTEN 2. Eric VAN DEN MUNCKHOFF </div> <div style="text-align: right;"> BMW M3 E90 WTCC SPS </div> </div>								<div style="display: flex; justify-content: space-between; align-items: flex-start;"> <div style="border: 1px solid black; padding: 5px;"> 420 FEBO Racing Team / FMA 1. Dennis DE BORST 2. Martin DE KLEIJN </div> <div style="text-align: right;"> SEAT SPORT LEON CUP RACER SPS </div> </div>							
1	2	2:49.337	52.467	1:14.378	42.492	92.5	2:49.337	1	1	2:50.514	55.107	1:13.640	41.767	91.9	2:50.514
2	2	2:43.920	47.055	1:14.369	42.496	95.5	5:33.257	2	1	2:43.327	46.281	1:14.398	42.648	95.9	5:33.841
3	2	2:43.197	46.997	1:14.312	41.888	96.0	8:16.454	3	1	2:42.811	46.510	1:14.445	41.856	96.2	8:16.652
4	2	2:42.805	46.680	1:13.489	42.636	96.2	10:59.259	4	1	2:42.327	46.450	1:13.723	42.154	96.4	10:58.979
5	2	2:40.603	46.792	1:12.855	40.956	97.5	13:39.862	5	1	2:38.798	45.405	1:11.930	41.463	98.6	13:37.777
6	2	2:41.483	46.303	1:13.884	41.296	96.9	16:21.345	6	1	2:38.863	45.609	1:12.339	40.915	98.6	16:16.640
7	2	2:39.597	45.971	1:12.786	40.840	98.1	19:00.942	7	1	2:39.153	44.935	1:12.817	41.401	98.4	18:55.793
8	2	2:41.272	45.862	1:13.626	41.784	97.1	21:42.214	8	1	2:38.938	45.476	1:12.091	41.371	98.5	21:34.731
9	2	2:46.067	49.231	1:13.487	43.349	94.3	24:28.281	9	1	2:37.653	44.845	1:11.961	40.847	99.3	24:12.384
10	2	3:50.526	1:10.679	1:52.688	47.159	67.9	28:18.807	10	1	3:57.296	1:25.080	1:50.836	41.380	66.0	28:09.680
11	2	2:59.836	52.399	1:20.297	47.140	87.1	31:18.643	11	1	2:39.268	46.195	1:12.144	40.929	98.3	30:48.948
12	2	2:57.532	51.582	1:20.089	45.861	88.2	34:16.175	12	1	3:17.189	45.608	1:34.119	57.462	79.4	34:06.137
13	2	2:42.515	46.843	1:13.935	41.737	96.3	36:58.690	13	1	2:39.697	45.736	1:12.953	41.008	98.1	36:45.834
14	2	2:44.017	46.715	1:14.403	42.899	95.5	39:42.707	14	1	2:38.643	45.278	1:12.396	40.969	98.7	39:24.477
15	2	2:56.789 B	47.365	1:15.156	54.268	88.6	42:39.496	15	1	2:39.690	44.932	1:12.734	42.024	98.1	42:04.167
16	1	6:39.445	4:21.281	1:28.576	49.588	39.2	49:18.941	16	1	2:54.670 B	45.419	1:14.407	54.844	89.7	44:58.837
17	1	3:13.748	52.885	1:24.409	56.454	80.8	52:32.689	17	1	6:38.657	4:26.296	1:23.097	49.264	39.2	51:37.494
18	1	5:28.944	1:47.531	2:10.473	1:30.940	47.6	58:01.633	18	1	4:34.404	1:01.308	2:04.644	1:28.452	57.1	56:11.898
19	1	3:12.234	58.964	1:24.825	48.445	81.5	1:01:13.867	19	1	3:57.422	1:41.077	1:28.733	47.612	65.9	1:00:09.320
20	1	3:05.956	53.130	1:24.660	48.166	84.2	1:04:19.823	20	1	3:03.384	51.524	1:24.640	47.220	85.4	1:03:12.704
21	1	3:04.614	51.992	1:25.360	47.262	84.8	1:07:24.437	21	1	3:01.538	51.753	1:22.751	47.034	86.3	1:06:14.242
22	1	3:02.987	52.374	1:23.738	46.875	85.6	1:10:27.424								
23	1	3:02.707	51.430	1:23.288	47.989	85.7	1:13:30.131								
24	1	3:01.040	51.126	1:22.855	47.059	86.5	1:16:31.171								
25	1	2:59.921	51.161	1:22.179	46.581	87.0	1:19:31.092								
26	1	2:59.486	50.441	1:22.511	46.534	87.3	1:22:30.578								
27	1	3:01.504	51.900	1:22.692	46.912	86.3	1:25:32.082								
28	1	2:59.895	51.002	1:22.348	46.545	87.1	1:28:31.977								
29	1	3:00.583	50.715	1:22.987	46.881	86.7	1:31:32.560								
30	1	3:07.978	51.914	1:27.253	48.811	83.3	1:34:40.538								






SUPERCAR CHALLENGE

SPA EURO RACE

RACE 2

Analysis


							■ Personal Best ■ Session Best ■ Crossing the finish line in pit lane								
Lap	D	Time	Sector 1	Sector 2	Sector 3	Kph	Elapsed	Lap	D	Time	Sector 1	Sector 2	Sector 3	Kph	Elapsed
422 Ferry Monster Autosport							SEAT SPORT LEON CUP RACER								
1. Dennis HOUWELING							SPS								
2. Aart-Jan RINGELBERG															
22	1	3:01.026	51.498	1:23.164	46.364	86.5	1:09:15.268	13	1	2:59.369 B	48.045	1:16.713	54.611	87.3	37:25.523
23	1	3:00.429	50.958	1:22.923	46.548	86.8	1:12:15.697	14	1	6:09.759	4:09.571	1:15.714	44.474	42.3	43:35.282
24	1	2:58.686	51.615	1:21.293	45.778	87.6	1:15:14.383	15	1	3:09.398 B	48.863	1:20.569	59.966	82.7	46:44.680
25	1	2:57.133	50.273	1:21.188	45.672	88.4	1:18:11.516	16	1	8:20.849	5:18.620	1:37.310	1:24.919	31.2	55:05.529
26	1	2:58.916	50.727	1:21.996	46.193	87.5	1:21:10.432	17	1	4:35.296	1:45.619	1:56.839	52.838	56.9	59:40.825
27	1	2:59.534	50.564	1:22.012	46.958	87.2	1:24:09.966	18	1	3:17.150	56.445	1:29.928	50.777	79.4	1:02:57.975
28	1	2:59.943	50.523	1:22.452	46.968	87.0	1:27:09.909	19	1	3:12.112	56.558	1:26.154	49.400	81.5	1:06:10.087
29	1	2:58.734	50.935	1:21.646	46.153	87.6	1:30:08.643	20	1	3:10.386	54.156	1:27.938	48.292	82.2	1:09:20.473
30	1	2:56.680	49.687	1:21.090	45.903	88.6	1:33:05.323	21	1	3:10.373	53.541	1:26.778	50.054	82.2	1:12:30.846
								22	1	3:08.683	53.854	1:25.435	49.394	83.0	1:15:39.529
								23	1	3:12.946	55.665	1:28.391	48.890	81.2	1:18:52.475
								24	1	3:07.298	52.208	1:27.532	47.558	83.6	1:21:59.773
								25	1	3:05.184	51.951	1:26.038	47.195	84.6	1:25:04.957
								26	1	3:04.962	52.713	1:24.785	47.464	84.6	1:28:09.919
								27	1	3:07.635	54.543	1:25.631	47.461	83.5	1:31:17.554
								28	1	3:03.747	52.866	1:23.284	47.597	85.2	1:34:21.301
444 BlueBerry Racing							BMW E46 M3								
1. Ronald VAN LOON							SPS								
2. Luuk VAN LOON															
								1	1	2:54.706	56.566	1:15.464	42.676	89.6	2:54.706
								2	1	2:44.704	47.251	1:14.697	42.756	95.1	5:39.410
								3	1	2:43.953	47.283	1:13.855	42.815	95.5	8:23.363
								4	1	2:43.888	47.342	1:14.107	42.439	95.5	11:07.251
								5	1	2:43.510	47.228	1:13.786	42.496	95.8	13:50.761
								6	1	2:43.348	47.410	1:13.796	42.142	95.9	16:34.109
								7	1	2:44.092	47.073	1:14.255	42.764	95.5	19:18.201
								8	1	2:43.287	47.001	1:14.071	42.215	95.9	22:01.488
								9	1	2:45.575	48.033	1:14.374	43.168	94.6	24:47.063
								10	1	3:35.932	58.155	1:54.511	43.266	72.5	28:22.995
								11	1	2:58.522	51.327	1:19.948	47.247	87.7	31:21.517
								12	1	2:56.781	50.929	1:20.001	45.851	88.6	34:18.298
								13	1	2:54.313	49.889	1:21.439	42.985	89.8	37:12.611
								14	1	2:43.788	47.170	1:14.492	42.126	95.6	39:56.399
								15	1	2:52.647 B	47.230	1:13.632	51.785	90.7	42:49.046
								16	1	6:30.361	4:23.084	1:21.625	45.652	40.1	49:19.407
								17	1	3:11.239	51.421	1:23.100	56.718	81.8	52:30.646
								18	1	5:28.886	1:45.634	2:12.765	1:30.487	47.6	57:59.532
								19	1	3:04.333	56.395	1:22.322	45.616	85.0	1:01:03.865
								20	1	3:00.973	50.594	1:25.359	45.020	86.5	1:04:04.838
								21	1	2:56.763	50.583	1:21.026	45.154	88.6	1:07:01.601
								22	1	2:57.554	50.020	1:22.026	45.508	88.2	1:09:59.155
								23	1	2:58.412	51.517	1:21.710	45.185	87.7	1:12:57.567
								24	1	2:56.880	50.707	1:20.893	45.280	88.5	1:15:54.447
								25	1	3:01.023	50.557	1:24.104	46.362	86.5	1:18:55.470
								26	1	2:58.901	51.037	1:22.736	45.128	87.5	1:21:54.371
								27	1	2:56.713	49.535	1:21.191	45.987	88.6	1:24:51.084
								28	1	2:55.336	49.748	1:20.773	44.815	89.3	1:27:46.420
								29	1	2:55.792	50.043	1:21.387	44.362	89.1	1:30:42.212
								30	1	2:54.700	49.269	1:20.735	44.696	89.6	1:33:36.912
435 Racing Team Oosten & Bizitter							BMW ZILHOUETTE								
1. Hielke OOSTEN							SPS								
2. Sipke BIJZITTER															
								1	1	3:01.862	1:01.671	1:17.113	43.078	86.1	3:01.862
								2	1	2:46.544	48.351	1:15.475	42.718	94.0	5:48.406
								3	1	2:46.941	48.215	1:15.576	43.150	93.8	8:35.347
								4	1	2:47.537	48.468	1:15.757	43.312	93.5	11:22.884
								5	1	2:46.196	48.271	1:15.346	42.579	94.2	14:09.080
								6	1	2:49.783	48.095	1:17.630	44.058	92.2	16:58.863
								7	1	2:49.188	48.391	1:16.654	44.143	92.5	19:48.051
								8	1	2:48.980	48.691	1:16.997	43.292	92.7	22:37.031
								9	1	2:51.364	48.833	1:18.159	44.372	91.4	25:28.395
								10	1	3:09.424	50.630	1:32.957	45.837	82.7	28:37.819
								11	1	2:52.429	50.527	1:17.411	44.491	90.8	31:30.248
								12	1	2:55.906	51.215	1:18.498	46.193	89.0	34:26.154
445 Strandpark Kustlicht							BMW								
1. Robert VAN DEN BERG							SPS								
2. Benjamin VAN DEN BERG															
								1	1	2:54.030	53.935	1:17.398	42.697	90.0	2:54.030
								2	1	2:43.904	46.186	1:15.193	42.525	95.5	5:37.934
								3	1	2:42.046	45.800	1:14.258	41.988	96.6	8:19.980
								4	1	2:43.820	46.122	1:15.716	41.982	95.6	11:03.800
								5	1	2:43.956	46.455	1:14.960	42.541	95.5	13:47.756



SUPERCAR CHALLENGE
SPA EURO RACE
RACE 2

Analysis


Lap	D	Time	Sector 1	Sector 2	Sector 3	Kph	Elapsed	Lap	D	Time	Sector 1	Sector 2	Sector 3	Kph	Elapsed	
454 Intersport Racing 1. Dan STRINGFELLOW BMW E92 M3 SPS																
1	1	2:55.750	57.675	1:15.965	42.110	89.1	2:55.750									
2	1	2:42.510	46.568	1:13.467	42.475	96.4	5:38.260									
3	1	2:39.584	46.112	1:12.775	40.697	98.1	8:17.844									
4	1	2:41.436	45.518	1:13.841	42.077	97.0	10:59.280									
5	1	2:38.188	45.914	1:11.960	40.314	99.0	13:37.468									
6	1	2:38.024	45.566	1:11.750	40.708	99.1	16:15.492									
7	1	2:38.284	45.149	1:12.447	40.688	98.9	18:53.776									
8	1	2:37.745	44.802	1:12.293	40.650	99.2	21:31.521									
9	1	2:37.996	45.185	1:12.428	40.383	99.1	24:09.517									
10	1	3:58.882	1:26.878	1:51.497	40.507	65.6	28:08.399									
11	1	2:39.528	46.613	1:12.192	40.723	98.2	30:47.927									
12	1	3:17.783	45.307	1:34.910	57.566	79.2	34:05.710									
13	1	2:38.209	45.363	1:12.245	40.601	99.0	36:43.919									
14	1	2:45.181 B	45.274	1:13.570	46.337	94.8	39:29.100									
15	1	6:28.886 B	4:14.792	1:17.880	56.214	40.2	45:57.986									
16	1	6:52.028	4:40.022	1:23.847	48.159	38.0	52:50.014									
17	1	5:16.199	1:36.433	2:08.050	1:31.716	49.5	58:06.213									
18	1	3:12.285	58.334	1:26.244	47.707	81.4	1:01:18.498									
19	1	3:02.351	52.035	1:24.103	46.213	85.9	1:04:20.849									
20	1	2:59.804	51.242	1:22.837	45.725	87.1	1:07:20.653									
21	1	3:00.012	51.567	1:23.280	45.165	87.0	1:10:20.665									
22	1	2:58.381	50.494	1:22.869	45.018	87.7	1:13:19.046									
23	1	2:58.214	51.365	1:21.913	44.936	87.9	1:16:17.260									
24	1	2:56.572	50.269	1:21.760	44.543	88.7	1:19:13.832									
25	1	2:56.800	49.907	1:21.481	45.412	88.6	1:22:10.632									
26	1	2:56.025	49.741	1:21.078	45.206	88.9	1:25:06.657									
27	1	2:57.244	49.765	1:22.713	44.766	88.4	1:28:03.901									
28	1	2:56.431	49.503	1:21.550	45.378	88.7	1:31:00.332									
29	1	2:55.532	49.566	1:21.284	44.682	89.2	1:33:55.864									
459 BS Racing Team 1. Marcel VAN DE MAAT 2. Peter SCHREURS BMW E46 GTR SPS																
1	1	2:47.939				93.2	2:47.939									
2	1	2:43.696				95.6	5:31.635									
3	1	2:43.877				95.6	8:15.512									
4	1	2:39.309				98.3	10:54.821									
5	1	2:38.955				98.5	13:33.776									
6	1	2:40.563				97.5	16:14.339									
7	1	2:40.973				97.3	18:55.312									
8	1	2:42.080				96.6	21:37.392									
471 Van der Kooi Racing 1. Jan VAN DER KOOI 2. Priscilla SPEELMAN LOTUS EXIGE SPS																
1	1	2:54.869	56.385	1:15.232	43.252	89.6	2:54.869									
2	1	2:43.636	45.958	1:14.730	42.948	95.7	5:38.505									
3	1	2:44.410	46.384	1:14.336	43.690	95.3	8:22.915									
4	1	3:15.128 B	54.212	1:26.238	54.678	80.2	11:38.043									
5	1	8:40.520 B	6:06.145	1:30.071	1:04.304	30.0	20:18.563									
488 Krayem Racing 1. David KRAYEM 2. Ben SCRIVENS GINETTA G50 GT4 SPS																
1	1	2:51.568	54.088	1:15.588	41.892	91.3	2:51.568									
2	1	2:42.023	45.266	1:14.144	42.613	96.6	5:33.591									
3	1	2:40.109	45.578	1:13.308	41.223	97.8	8:13.700									
4	1	2:37.462	44.912	1:11.688	40.862	99.4	10:51.162									
5	1	2:38.509	44.985	1:11.976	41.548	98.8	13:29.671									
6	1	2:37.380	45.107	1:11.580	40.693	99.5	16:07.051									
7	1	2:38.189	44.798	1:12.345	41.046	99.0	18:45.240									
8	1	2:37.114	44.709	1:11.695	40.710	99.7	21:22.354									
9	1	2:39.543	45.967	1:12.305	41.271	98.1	24:01.897									
10	1	2:55.808	51.287	1:19.562	44.959	89.1	26:57.705									
11	1	2:59.751	52.573	1:19.631	47.547	87.1	29:57.456									
12	1	4:06.333	1:13.995	1:55.247	57.091	63.6	34:03.789									
13	1	2:46.937 B	45.205	1:12.419	49.313	93.8	36:50.726									
14	1	6:35.361	4:38.174	1:15.262	41.925	39.6	43:26.087									
15	1	3:14.050 B				1:01.522	80.7	46:40.137								
16	1	5:49.019	3:15.655	1:31.871	1:01.493	44.8	52:29.156									
17	1	5:29.779	1:46.014	2:13.269	1:30.496	47.5	57:58.935									
18	1	3:27.194	1:04.080	1:34.137	48.977	75.6	1:01:26.129									
19	1	3:32.712	1:16.246	1:28.780	47.686	73.6	1:04:58.841									
20	1	3:21.426				48.996	77.7	1:08:20.267								
21	1	3:12.622	53.939	1:30.315	48.368	81.3	1:11:32.889									
22	1	3:06.508	51.595	1:27.825	47.088	84.0	1:14:39.397									
23	1	3:09.198				47.289	82.8	1:17:48.595								
24	1	3:18.277				49.729	79.0	1:21:06.872								
25	1	3:11.351	51.251	1:31.293	48.807	81.8	1:24:18.223									
26	1	3:17.334				48.396	79.4	1:27:35.557								
27	1	3:13.189	53.366	1:31.466	48.357	81.0	1:30:48.746									
28	1	3:15.789				51.266	80.0	1:34:04.535								
503 Spirit Racing 1. Rob NIEMAN RENAULT CLIO RS 2.0 SPO																
1	1	3:09.845	1:05.786	1:18.393	45.666	82.5	3:09.845									
2	1	2:53.468	50.672	1:17.139	45.657	90.3	6:03.313									
3	1	2:55.690	51.125	1:18.526	46.039	89.1	8:59.003									



SUPERCAR CHALLENGE
SPA EURO RACE
RACE 2

Analysis

							■ Personal Best ■ Session Best ■ Crossing the finish line in pit lane								
Lap	D	Time	Sector 1	Sector 2	Sector 3	Kph	Elapsed	Lap	D	Time	Sector 1	Sector 2	Sector 3	Kph	Elapsed
516 Vannerum Motorsport BMW 235i RACING CUP 1.Johan VANNERUM 3.Jean-Luc BEHETS 2.Marc VANNERUM SPO															
1	1	3:05.913	1:02.769	1:18.719	44.425	84.2	3:05.913	2	1	2:51.410	49.706	1:18.105	43.599	91.4	5:57.323
2	1	2:49.025	48.953	1:16.462	43.610	92.7	8:46.348	3	1	2:48.384	48.793	1:15.948	43.643	93.0	11:34.732
4	1	2:47.938	48.959	1:15.578	43.401	93.2	14:22.670	5	1	2:47.347	48.280	1:16.064	43.003	93.6	17:10.017
6	1	2:48.839	48.078	1:16.690	44.071	92.7	19:58.856	7	1	2:48.466	48.432	1:16.824	43.210	93.0	22:47.322
8	1	2:48.145	48.495	1:15.963	43.687	93.2	25:35.467	9	1	3:03.626	49.553	1:28.199	45.874	85.3	28:39.093
10	1	2:51.791	50.497	1:17.462	43.832	91.2	31:30.884	11	1	2:55.983	51.360	1:18.856	45.767	89.0	34:26.867
12	1	2:51.688	48.690	1:19.413	43.585	91.2	37:18.555	13	1	2:48.210	49.458	1:15.619	43.133	93.1	40:06.765
14	1	2:55.745	48.893	1:16.674	50.178	89.1	43:02.510	15	1	6:43.050	4:23.542	1:29.573	49.935	38.8	49:45.560
16	3	3:26.589	53.646	1:26.294	1:06.649	75.8	53:12.149	17	3	5:23.229	1:43.597	2:10.843	1:28.789	48.4	58:35.378
18	3	3:16.542	57.267	1:29.494	49.781	79.7	1:01:51.920	19	3	3:10.744	55.183	1:27.148	48.413	82.1	1:05:02.664
20	3	3:06.490	53.335	1:25.281	47.874	84.0	1:08:09.154	21	3	3:06.812	53.194	1:25.579	48.039	83.8	1:11:15.966
22	3	3:07.822	54.001	1:26.353	47.468	83.3	1:14:23.788	23	3	3:05.007	53.039	1:24.834	47.134	84.6	1:17:28.795
24	3	3:03.414	52.714	1:23.881	46.819	85.4	1:20:32.209	25	3	3:03.284	52.024	1:24.495	46.765	85.5	1:23:35.493
26	3	3:06.993	52.354	1:24.972	49.667	83.7	1:26:42.486	27	3	3:07.197	53.417	1:26.076	47.704	83.6	1:29:49.683
28	3	3:05.473	52.070	1:25.468	47.935	84.4	1:32:55.156	29	3						
509 DAYYTEC engineering BMW 135i 1.Bart DROST SPO 2.Niels KOOL															
1	1	3:06.566	1:01.588	1:19.219	45.759	83.9	3:06.566	2	1	2:55.553	50.020	1:20.636	44.897	89.2	6:02.119
3	1	2:52.583	49.353	1:17.978	45.252	90.7	8:54.702	4	1	2:52.848	50.303	1:18.331	44.214	90.6	11:47.550
5	1	2:52.367	49.243	1:18.796	44.328	90.9	14:39.917	6	1	2:51.085	49.082	1:18.182	43.821	91.5	17:31.002
7	1	2:53.435	49.486	1:19.087	44.862	90.3	20:24.437	8	1	2:52.745	49.189	1:19.179	44.377	90.7	23:17.182
9	1	2:55.692	50.143	1:20.609	44.940	89.1	26:12.874	10	1	2:57.176	50.328	1:19.510	47.338	88.4	29:10.050
11	1	2:53.165	49.749	1:19.056	44.360	90.4	32:03.215	12	1	2:52.363	48.959	1:18.443	44.961	90.9	34:55.578
13	1	2:53.223	49.471	1:19.596	44.156	90.4	37:48.801	14	1	3:03.031	49.539	1:19.810	53.682	85.6	40:51.832
15	1	7:56.854	5:37.044	1:30.658	49.152	32.8	48:48.686	16	1	3:06.759	52.603	1:25.357	48.799	83.8	51:55.445
17	1	4:35.736	1:13.973	1:49.396	1:32.367	56.7	56:31.181	18	1	3:55.150	1:40.146	1:26.121	48.883	66.6	1:00:26.331
19	1	3:06.402	52.724	1:25.677	48.001	84.0	1:03:32.733	20	1	3:03.861	51.801	1:24.921	47.139	85.1	1:06:36.594
21	1	3:04.018	51.731	1:25.418	46.869	85.1	1:09:40.612	22	1	3:05.349	52.409	1:26.078	46.862	84.5	1:12:45.961
23	1	3:04.386	52.480	1:24.856	47.050	84.9	1:15:50.347	24	1	3:08.160	52.976	1:27.951	47.233	83.2	1:18:58.507
25	1	3:05.961	53.026	1:24.721	48.214	84.2	1:22:04.468	26	1	3:03.670	51.540	1:24.857	47.273	85.3	1:25:08.138
27	1	3:02.589	51.399	1:24.614	46.576	85.8	1:28:10.727	28	1	3:05.127	53.693	1:24.827	46.607	84.6	1:31:15.854
29	1	3:03.998	52.276	1:24.165	47.557	85.1	1:34:19.852								
519 Raceteam The Inside ZILHOUETTE SPORT 1.Michael HERMANS SPO															
1	1	3:10.769	1:06.035	1:18.542	46.192	82.1	3:10.769	2	1	2:52.952	50.978	1:16.831	45.143	90.5	6:03.721
3	1	2:55.794	50.664	1:18.831	46.299	89.1	8:59.515	4	1	2:55.445	51.307	1:18.046	46.092	89.2	11:54.960
5	1	2:56.941	51.852	1:18.794	46.295	88.5	14:51.901	6	1	2:58.340	51.868	1:19.286	47.186	87.8	17:50.241
7	1	2:59.709	52.380	1:19.985	47.344	87.1	20:49.950	8	1	2:58.826	53.230	1:19.467	46.129	87.6	23:48.776
9	1	3:01.163	53.582	1:19.835	47.746	86.4	26:49.939	10	1	3:01.704	54.364	1:20.366	46.974	86.2	29:51.643
11	1	3:10.743	54.292	1:21.137	55.314	82.1	33:02.386	12	1	3:29.922	1:22.496	1:20.313	47.113	74.6	36:32.308
13	1	3:01.416	52.351	1:21.526	47.539	86.3	39:33.724	14	1	3:01.307	52.486	1:21.234	47.587	86.4	42:35.031
15	1	3:22.051	52.723	1:25.418	1:03.910	77.5	45:57.082	16	1	8:12.309	5:47.163	1:32.227	52.919	31.8	54:09.391
17	1	4:41.857	1:22.784	2:05.113	1:13.960	55.6	58:51.248	18	1	3:20.018	1:00.344	1:28.747	50.927	78.3	1:02:11.266
19	1	3:21.029	58.363	1:30.344	52.322	77.9	1:05:32.295	20	1	3:22.694	58.877	1:32.010	51.807	77.2	1:08:54.989
21	1	3:19.098	57.465	1:31.042	50.591	78.6	1:12:14.087	22	1	3:21.327	58.900	1:30.972	51.455	77.7	1:15:35.414



SUPERCAR CHALLENGE


SPA EURO RACE

RACE 2

Analysis

■ Personal Best ■ Session Best ■ Crossing the finish line in pit lane

Lap	D	Time	Sector 1	Sector 2	Sector 3	Kph	Elapsed	Lap	D	Time	Sector 1	Sector 2	Sector 3	Kph	Elapsed							
23	1	3:21.189	57.613	1:30.812	52.764	77.8	1:18:56.603	18	1	5:02.206	1:42.593	2:08.475	1:11.138	51.8	58:45.646							
24	1	3:17.580	56.837	1:29.352	51.391	79.2	1:22:14.183	19	1	3:14.444	55.712	1:28.287	50.445	80.5	1:02:00.090							
25	1	3:17.241	56.746	1:29.244	51.251	79.4	1:25:31.424	20	1	3:14.430	55.804	1:29.142	49.484	80.5	1:05:14.520							
26	1	3:17.784	57.819	1:29.390	50.575	79.2	1:28:49.208	21	1	3:14.985	55.311	1:28.292	51.382	80.3	1:08:29.505							
27	1	3:14.793	56.697	1:27.517	50.579	80.4	1:32:04.001	22	1	3:11.279	54.980	1:27.013	49.286	81.8	1:11:40.784							
28	1	3:14.854	56.236	1:28.772	49.846	80.4	1:35:18.855	23	1	3:14.550	56.670	1:28.070	49.810	80.5	1:14:55.334							
523 Spirit Racing RENAULT CLIO RS 2.0 SPO 1.Jos VELDBOER 2.Piet DE GIJER								526 Bronckhorst Car Racing BMW M130i SPO 1.Harold WISSELINK 2.Toon RUTGERS														
1	1	3:16.638	1:08.177	1:21.449	47.012	79.6	3:16.638	1	1	3:07.025	1:03.081	1:18.671	45.273	83.7	3:07.025							
2	1	2:59.617	51.862	1:20.845	46.910	87.2	6:16.255	2	1	2:53.224	51.247	1:17.931	44.046	90.4	6:00.249							
3	1	2:59.626	51.805	1:21.023	46.798	87.2	9:15.881	3	1	2:51.124	50.574	1:16.434	44.116	91.5	8:51.373							
4	1	3:00.025	51.874	1:21.336	46.815	87.0	12:15.906	4	1	2:51.597	50.553	1:16.983	44.061	91.2	11:42.970							
5	1	3:02.114	52.932	1:21.381	47.801	86.0	15:18.020	5	1	2:51.415	50.875	1:16.342	44.198	91.4	14:34.385							
6	1	3:00.437	52.386	1:20.738	47.313	86.8	18:18.457	6	1	2:50.104	50.222	1:16.206	43.676	92.0	17:24.489							
7	1	2:59.964	51.836	1:20.590	47.538	87.0	21:18.421	7	1	2:51.762	50.389	1:16.010	45.363	91.2	20:16.251							
8	1	3:00.332	52.045	1:21.179	47.108	86.8	24:18.753	8	1	2:50.233	50.137	1:16.243	43.853	92.0	23:06.484							
9	1	3:59.116	1:19.186	1:52.866	47.064	65.4	28:17.869	9	1	2:53.949	50.437	1:18.833	44.679	90.0	26:00.433							
10	1	3:00.012	52.958	1:20.294	46.760	87.0	31:17.881	10	1	2:53.448	51.665	1:17.011	44.772	90.3	28:53.881							
11	1	2:58.062	51.951	1:19.998	46.113	87.9	34:15.943	11	1	2:51.644	50.927	1:16.763	43.954	91.2	31:45.525							
12	1	3:04.187	53.049	1:23.129	48.009	85.0	37:20.130	12	1	2:51.290	50.375	1:16.907	44.008	91.4	34:36.815							
13	1	2:59.965	52.357	1:21.152	46.456	87.0	40:20.095	13	1	4:09.693 B	50.979	2:03.411	1:15.303	62.7	38:46.508							
14	1	3:06.757 B	52.175	1:20.451	54.131	83.8	43:26.852	14	1	8:00.647	5:37.337	1:29.001	54.309	32.6	46:47.155							
15	1	6:50.734	4:15.986	1:39.170	55.578	38.1	50:17.586	15	1	3:29.876	57.654	1:36.273	55.949	74.6	50:17.031							
16	1	3:43.030	1:00.249	1:38.917	1:03.864	70.2	54:00.616	16	1	3:45.560	1:01.630	1:40.878	1:03.052	69.4	54:02.591							
17	1	4:48.542	1:28.544	2:06.607	1:13.391	54.3	58:49.158	555 Van der Kooij Racing LOTUS EXIGE SPO 1.Carlijn BERGSMA 2.Pieter DE JONG														
18	1	3:27.231	1:03.984	1:31.772	51.475	75.6	1:02:16.389	1	1	3:07.001	1:02.031	1:18.977	45.993	83.7	3:07.001							
19	1	3:22.581	57.997	1:32.995	51.589	77.3	1:05:38.970	2	1	2:51.658	51.089	1:16.232	44.337	91.2	5:58.659							
20	1	3:20.323	57.493	1:32.204	50.626	78.2	1:08:59.293	3	1	2:50.201	50.100	1:15.806	44.295	92.0	8:48.860							
21	1	3:22.111	57.252	1:33.605	51.254	77.5	1:12:21.404	4	1	2:49.972	49.767	1:15.950	44.255	92.1	11:38.832							
22	1	3:21.520	57.078	1:31.771	52.671	77.7	1:15:42.924	5	1	2:51.255	50.162	1:16.140	44.953	91.4	14:30.087							
23	1	3:24.834	59.775	1:32.682	52.377	76.4	1:19:07.758	6	1	2:50.205	50.317	1:15.604	44.284	92.0	17:20.292							
24	1	3:17.149	55.490	1:31.361	50.298	79.4	1:22:24.907	7	1	2:50.945	49.997	1:16.180	44.768	91.6	20:11.237							
25	1	3:20.785	56.622	1:32.851	51.312	78.0	1:25:45.692	8	1	2:51.559	50.370	1:16.094	45.095	91.3	23:02.796							
26	1	3:18.053	56.407	1:31.631	50.015	79.1	1:29:03.745	9	1	2:53.438	51.897	1:16.552	44.989	90.3	25:56.234							
27	1	3:18.452	56.827	1:31.736	49.889	78.9	1:32:22.197	10	1	2:53.464	52.202	1:16.406	44.856	90.3	28:49.698							
28	1	3:15.968	55.168	1:30.305	50.495	79.9	1:35:38.165	11	1	2:51.143	50.856	1:15.716	44.571	91.5	31:40.841							
525 Traxx Racing PEUGOT RCZ SPO 1.Chris VOET 2.Bart VAN DEN BROECK								12								1	2:50.961	50.817	1:15.817	44.327	91.6	34:31.802
1	1	3:02.716	1:01.040	1:17.148	44.528	85.7	3:02.716	13	1	2:51.906	50.036	1:17.281	44.589	91.1	37:23.708							
2	1	2:49.164	49.495	1:16.217	43.452	92.6	5:51.880	14	1	2:58.933 B	50.262	1:17.700	50.971	87.5	40:22.641							
3	1	2:50.147	49.043	1:17.488	43.616	92.0	8:42.027	15	1	6:36.210 B	4:12.917	1:24.904	58.389	39.5	46:58.851							
4	1	2:49.046	49.247	1:16.278	43.521	92.7	11:31.073	16	1	4:49.505	2:33.016	1:23.848	52.641	54.1	51:48.356							
5	1	2:50.392	49.367	1:16.345	44.680	91.9	14:21.465	17	1	4:28.506	59.816	2:02.729	1:25.961	58.3	56:16.862							
6	1	2:50.633	49.211	1:17.854	43.568	91.8	17:12.098	18	1	4:00.833	1:44.478	1:27.344	49.011	65.0	1:00:17.695							
7	1	2:50.111	48.980	1:16.326	44.805	92.0	20:02.209	19	1	3:07.131	55.241	1:24.191	47.699	83.6	1:03:24.826							
8	1	2:48.849	49.111	1:16.320	43.418	92.7	22:51.058	20	1	3:06.305	55.232	1:23.846	47.227	84.0	1:06:31.131							
9	1	2:51.334	50.242	1:16.772	44.320	91.4	25:42.392	21	1	3:07.020	55.166	1:24.234	47.620	83.7	1:09:38.151							
10	1	2:58.190	51.272	1:20.450	46.468	87.9	28:40.582	22	1	3:05.405	54.828	1:23.150	47.427	84.5	1:12:43.556							
11	1	2:52.180	50.713	1:16.811	44.656	90.9	31:32.762	23	1	3:05.366	54.273	1:23.577	47.516	84.5	1:15:48.922							
12	1	2:55.133	50.092	1:19.255	45.786	89.4	34:27.895															
13	1	2:53.051	50.288	1:18.187	44.576	90.5	37:20.946															
14	1	2:50.587	49.510	1:17.026	44.051	91.8	40:11.533															
15	1	2:57.930 B	49.183	1:16.722	52.025	88.0	43:09.463															
16	1	7:02.458	4:37.712	1:30.326	54.420	37.0	50:11.921															
17	1	3:31.519	55.882	1:34.593	1:01.044	74.0	53:43.440															



SUPERCAR CHALLENGE
SPA EURO RACE
RACE 2

Analysis

■ Personal Best ■ Session Best B Crossing the finish line in pit lane

Lap	D	Time	Sector 1	Sector 2	Sector 3	Kph	Elapsed	Lap	D	Time	Sector 1	Sector 2	Sector 3	Kph	Elapsed
24	1	3:03.345	53.456	1:22.695	47.194	85.4	1:18:52.267								
25	1	3:03.306	53.626	1:22.804	46.876	85.5	1:21:55.573								
26	1	3:02.687	53.424	1:22.171	47.092	85.7	1:24:58.260								
27	1	3:03.469	53.818	1:22.783	46.868	85.3	1:28:01.729								
28	1	3:02.180	53.133	1:21.834	47.213	85.9	1:31:03.909								
29	1	3:01.956	53.452	1:21.254	47.250	86.1	1:34:05.865								

577 Spirit Racing
1. Stan VAN OORD
RENAULT CLIO RS 2.0
SPO

1	1	3:07.481	1:04.179	1:18.303	44.999	83.5	3:07.481								
2	1	2:55.124	51.195	1:18.651	45.278	89.4	6:02.605								
3	1	2:51.751	49.962	1:16.964	44.825	91.2	8:54.356								
4	1	2:50.753	50.326	1:15.964	44.463	91.7	11:45.109								
5	1	2:50.814	49.999	1:15.820	44.995	91.7	14:35.923								
6	1	2:50.083	49.911	1:16.081	44.091	92.0	17:26.006								
7	1	2:50.500	50.101	1:16.045	44.354	91.9	20:16.506								
8	1	2:50.845	50.271	1:16.121	44.453	91.7	23:07.351								
9	1	2:54.282	50.028	1:18.756	45.498	89.9	26:01.633								
10	1	2:53.842	51.701	1:17.261	44.880	90.0	28:55.475								
11	1	2:51.868	50.463	1:16.886	44.519	91.1	31:47.343								
12	1	2:50.197	50.362	1:15.900	43.935	92.0	34:37.540								
13	1	3:03.020	50.326	1:18.783	53.911	85.6	37:40.560								
14	1	6:18.294	4:13.558	1:18.406	46.330	41.4	43:58.854								
15	1	3:08.969	51.220	1:21.589	56.160	82.8	47:07.823								
16	1	4:50.741	2:35.770	1:24.926	50.045	53.8	51:58.564								
17	1	4:33.287	1:11.501	1:49.351	1:32.435	57.3	56:31.851								
18	1	3:57.766	1:39.753	1:28.113	49.900	65.8	1:00:29.617								
19	1	3:11.519	56.126	1:25.926	49.467	81.8	1:03:41.136								
20	1	3:13.147	57.418	1:26.065	49.664	81.0	1:06:54.283								
21	1	3:12.044	56.051	1:26.846	49.147	81.5	1:10:06.327								
22	1	3:10.213	55.706	1:26.361	48.146	82.3	1:13:16.540								
23	1	3:07.634	55.096	1:24.533	48.005	83.5	1:16:24.174								
24	1	3:06.868	54.665	1:24.312	47.891	83.8	1:19:31.042								
25	1	3:13.443	53.896	1:30.856	48.691	80.9	1:22:44.485								
26	1	3:11.313	54.153	1:28.198	48.962	81.8	1:25:55.798								
27	1	3:10.264	54.724	1:26.769	48.771	82.3	1:29:06.062								
28	1	3:12.827	55.957	1:27.440	49.430	81.2	1:32:18.889								
29	1	3:09.646	55.218	1:26.338	48.090	82.6	1:35:28.535								